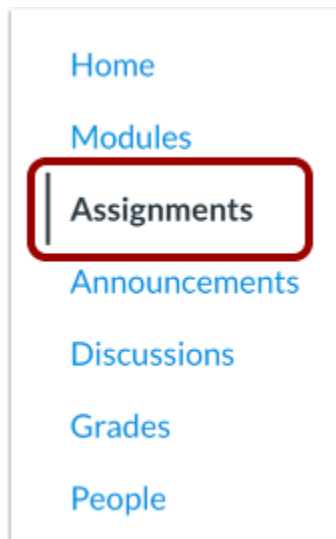




## How do I add an assignment group in a course?

Using Assignment Groups allows you to organize the assignments in your course.

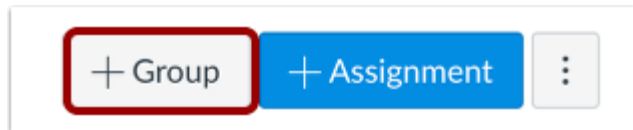
### Open Assignments





In Course Navigation, click the **Assignments** link.

## Add Assignment Group



Click the **Add Group** button.

## Create Assignment Group

Add Assignment Group ×

1 Group Name:

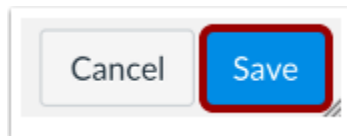
2  % of total grade



Type the Assignment Group Name in the **Group Name** field [1]. If you want to [weight the final grade](#) for students using assignment groups, the percentage will appear in **% of total grade** field [2].

**Note:** You must create assignment groups before you can assign percentages to each group.

## Save Assignment Group



Click the **Save** button.